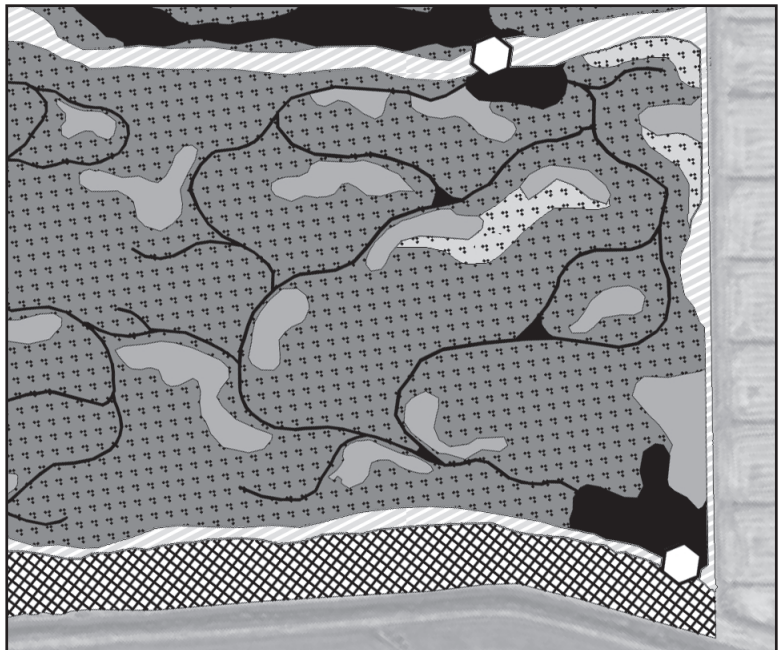










Conventional Rice Field



Conventional Rice Field delevled to create Managed Marsh Habitat



- |   |   |
|---|---|
|  Slough/Channel          |  Low Berm (Basking Island) |
|  Open Water              |  High Berm                 |
|  Perennial Marsh         |  Upland Buffer             |
|  Seasonal Marsh          |   |
|  Water Control Structure |   |

Comparison of a Rice Field to a Managed Marsh